

GE
Lumination

Call 925-455-5267

Incandescent look

GT1™ LED Arrow Signals

12 inch Red, Yellow, Green

Excellent Appearance & Visibility

- Efficient optical design allows omnidirectional arrow placement with maximum light output and expanded view
- Expanded view for fixed and span wire applications meets new ITE requirement
- Excellent color uniformity creates an incandescent look for easy readability
- Improved luminous intensity uniformity exceeds new ITE requirement
- New or retrofit use

Outstanding Reliability & Robust Operation


- High efficiency and high-brightness LED light source
- Improved failed state impedance protection detects the loss of LED load
- Optimized thermal management for longer life
- O-ring gasket and over-molded electrical connector provide increased moisture and dust protection
- Provides performance under extreme field temperature conditions

Meets Rigorous Certification & Testing Standards

- Intertek ETL Verified compliant
- EPACT 2005 compliant
- CSA approved
- Using MIL-STD-810F for environmental robustness, passed reliability and qualification testing including high temperature, high humidity cycling
- Meets Caltrans standards
- Compliant with the new ITE VTCSH LED Vehicle Arrow Traffic Signal Supplement dated July 1, 2007



imagination at work

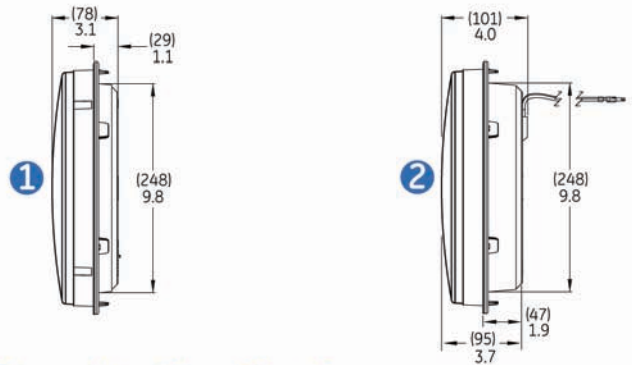



The Greatest Signals Stand the Test of Time.™

GT1™ LED Arrow Signals

- 12 inch module

Mechanical Outline Dimensions in inches. (mm) indicates metric equivalent



Design Compliance

| Test type | Compliance |
|------------------------------|--|
| Luminous Intensity | A: ITE VTC SH-LED Vehicle Arrow Traffic Signal Supplement, July 2007 B: Caltrans |
| Chromaticity | ITE VTC SH-LED Vehicle Arrow Traffic Signal Supplement, July 2007 |
| Moisture Resistance | NEMA STD 250 Type 4 - 1991 Blown Wind Rain MIL-STD-810F method 506.4 |
| Mechanical Vibration | MIL-STD-883 Method 2007 |
| Electronic Noise | FCC Title 47 Sub. B Sec.15 ¹ |
| Transient Voltage Protection | Sec. 2.1.6 NEMA TS2-2003, 300V, 2500W Sec. 2.1.6 NEMA TS2-2003, 600V, 10μF Sec. 2.1.8 NEMA TS2-2003 |
| Controller Compatibility | ITE VTC SH-LED Vehicle Arrow Traffic Signal Supplement, July 2007 |
| Wiring | NFPA 70, National Electric Code |
| Transient Suppression | Sec. 8.2 IEC 1000-4-5 & Sec. 6.1.2 ANSI/IEEE C62.41.2 - 2002, 3KV, 2Ω Sec. 8.0 IEC 1000-4-12 & Sec. 6.1.1 ANSI/IEEE C62.41.2 - 2002, 6KV, 30Ω |

Operating Specifications

| Parameter | Rating |
|---------------------------------|--|
| Operating Temperature Range* | -40 to +74°C (-40 to +165°F) |
| Operating Voltage Range | 80 to 135 V (60Hz AC) |
| Power Factor (PF) | > 90 % |
| Total Harmonic Distortion (THD) | < 20 % |
| Voltage Turn-Off (VTO) | 35 V |
| Turn-On / Turn-Off Time | < 75msec |
| Lens & Shell Material | UV Stabilized Polycarbonate |
| Wiring | 16 AWG, Color Coded with Strain Relief |

* Performed in compliance with ITE test method described in the technical notes
¹ Class A

Distributed by:

Product Information

| Model Number | Size (in) | AC Voltage Nominal | Power (W) Nominal | Wavelength (nm) Dominant | Maintained Intensity (Cd) Minimum | Luminous Intensity Spec | Mechanical Outline |
|------------------|-----------|--------------------|-------------------|--------------------------|-----------------------------------|-------------------------|--------------------|
| DR6-RTAAN-17A | 12 | 120V - 60Hz | 5 | 626 | 58 | A & B | 1 |
| DR6-YTAAN-17A* | 12 | 120V - 60Hz | 9 | 589 | 146 | A & B | 1 |
| DR6-YTAAN-17A-YX | 12 | 120V - 60Hz | 6 | 589 | 146 | A | 2 |
| DR6-GTAAN-17A | 12 | 120V - 60Hz | 5 | 500 | 176 | A & B | 1 |
| DR6-GCAAN-17A | 12 | 120V - 60Hz | 5 | 500 | 176 | A & B | 1 |

Standard product equipped with universal connectors (spade-quick disconnect).

All lamps available in tinted or clear lens.

* Luminous intensity measured at T_o = 25°C for yellow (these models are not Intertek ETL Verified compliant).



Call 925-455-5267